

Season's greetings, 2023!

I am excited to share with you this annual update of accomplishments by our residents and department, including research, awards, and fellowships. Please indulge my pride in our residents—keep reading and you'll see why we can all be so proud of them! This email is long because our outstanding team of radiologists has continued to be so busy doing a whole lot of amazing work! I'll also provide this letter as an attachment, in case that is easier for you to view.

We have social media pages run by the residents, please check out and “like” the media of your choice to see nice photos and ongoing news and announcements posted by the residents:

@EVMSrad or <https://twitter.com/EVMSrad> <https://www.instagram.com/evmsradiology/>

Our awesome women radiologists are busy with activities, including attending radiologists, residents, fellows, and sometimes medical students, the #Ladiologists! You can see great photos at: <https://www.facebook.com/EVMS-Ladiologists-104884925380893/>

The social media pages above supplement our official EVMS Radiology website: <http://www.evms.edu/radiology/>


**Also, FYI! Our annual fundraising letter is coming out, too--please support our annual Residency Education Fund and/or our new Endowment for Radiology Professorship at EVMS! We now have a link on the EVMS Foundation website dedicated to Radiology. For your convenience, if you prefer to donate online using a credit card rather than mailing a check, the url is: [www.evms.edu/giveradiology](http://www.evms.edu/giveradiology)**

## **RESEARCH AND OTHER SCHOLARLY ACTIVITY (annual update):**

(names of EVMS radiology residency **residents/alumni** are in **bold**, our *medical students* are in *italics*, and radiology teaching faculty members are underlined)

### **Publications, Abstracts, Posters, Oral Presentations, Educational Exhibits**

- Mercer M, **Revels J**, Banks K, Blacklock L, Wilson S, Johnson L, Lewis D, Eljojeimy S. (2023) “Practical Overview of I-123 Ioflupane (DaTscan) Imaging for Parkinsonian Syndromes.” *Radiographics*, in press.
- Crapp S, Pevsner Crum R, Altman N, et al; Radiology-Nuclear Medicine Diagnostic Imaging: A Correlative Approach. Chapter 25 *Correlative Imaging of Pediatric Diseases*. Pg 671-692. April 2023.
- *Karande M*, **Kang M**, Lazarow F; (2022). Bronchoesophageal Fistula Diagnosed on Modified Barium Swallow, a Unique Presentation. *Radiology Case Reports*, 17(12), 4855-4858. <https://doi.org/10.1016/j.radcr.2022.09.57>
- Lazarow F, **Deal AK**, Shaves S, Knapp B, Byars D, Goodmurphy CW, **Trace AP**, Nunez D, Elzie CA (2022). Evaluation of a Point-of-Care Ultrasound Curriculum and Ocular Platform in Residency Training. *Journal of Ultrasound*, 25(2), 259-293. <https://doi.org/10.1007/s40477-021-00578-8>
- Brancati F, Fredericks PJ, Rabinowitz M, Liu J, Solomon A, Cohen A. Conservative Management of Scrotal Pyoceles. *American Journal of Emergency Medicine*. 2023. <https://doi.org/10.1016/j.ajem.2023.01.051>




- Pokharel A, Chaudhary R, Songmen S, Williams R (2022). S3483 Superior Mesenteric Artery Thrombosis and Intestinal Ischemia as a Consequence of Sars-Cov-2 Infection. *Official Journal of the American College of Gastroenterology/ ACG*, 117(10S), e2191-e2192.
- Chaudhary RK, Larsen M, Nepal P, Songmen S, Gupta E. Sapire J. (2022). Bilateral Subdiaphragmatic Renal Ectopia with Associated Congenital Anomalies: A Case Report and Systematic Review of Cases. *Egyptian Journal of Radiology and Nuclear Medicine*, 53(1), 1-6.
- Maslyanko, Maria A, **Schlarb, Alexander**, Romain, Mike, **O'Neal, Daniel W**, Powell, Charleston R, Lustig, Adam C. (2022). Biliary Obstruction: An Overview. *Digestive Disease Interventions*.
- Weissman IA, Van Geertruyden PH, Prabhakar AM, Fessel D, Alson M, Lexa FJ. Practice Resources to Address Radiologist Burnout. *Journal of the American College of Radiology*, 2023 May; (20) 5:494-499.
- Terp K, Robert B, Alonso D, Pevsner Crum R, Crombleholme T, Karakas P, Alkhoury F; Prenatal Recognition of Hepatopulmonary Fusion in Right-Sided Congenital Diaphragmatic Hernia for Successful Operative Planning. *Fetal Diagnosis and Therapy*. 2022;49(11-12):451-458. Dio: 10.1159/000527802.
- José Morey. How Generative A.I. Strategies Can Raise Your Game. *Inc. Magazine*, 2023. <https://www.inc.com/jos-morey/how-generative-ai-strategies-can-raise-your-game.html?previewmode>



- Solomon AJ, Nezami N. Design Principles: Hierarchy of Study Types. In: *Transitional Interventional Radiology*, 1<sup>st</sup> ed. Elsevier; manuscript under production.
- Galvan D, Moran S, Wang S, Fadl S, Shaves S, Lima D, **Revels J**; Cardiac Findings Detectable on Nongated CT: What the Emergency Radiologist Needs to Know. Educational Exhibit, Cum Laude Award, RSNA Nov 2022.
- Garg T, Park H, Solomon A, Lee C-Y, Weiss C, Singh H. Benchtop Testing with Procedural Feasibility and Safety Evaluation of an Ultrahigh-Resolution Optical Coherence Tomography Catheter for Assessment of the Biliary Tree [abstract]. Presented at the 2023 Society of Interventional Radiology Annual Scientific Meeting, March 2023, Phoenix, AZ.
- **McRae F**, **Lussier R**, Shaves S, Johnson L. “Teaching Patient Preparation Prior to Radioiodine Therapy.” Association of University Radiologists (AUR) 71<sup>st</sup> Annual Meeting, April 2023, Austin, TX
- Mercer M, **Revels J**, Banks K, Blacklock L, Wilson S, Johnson L, Lewis D, Eljojeimy S. (2022) “Practical Overview of I-123 Ioflupane (DaTscan) Imaging for Parkinsonian Syndromes. RSNA Annual Meeting, Chicago, IL. Awarded solicitation for manuscript submission to *Radiographics*.
- Songmen S. Webpage-Based Implementation of MRI Safety FAQs, Annual Morris Simon Research Day 2023.
- Peter Van Geertruyden; “Mentorship and Professionalism”; “Your First Year: Key Things to Know and Do in Order to Succeed”; November 2023 Radiology Leadership Institute (RLI) Kickstart Your Career Workshop.
- Peter Van Geertruyden; “Interesting Sports Cases of the Foot and Ankle”, 2023 Virginia Podiatric Medical Association Annual Scientific Meeting.
- Galvan D, Moran S, Wang S, Fadl S, Shaves S, Lima D, **Revels J**; Cardiac Findings Detectable on Nongated CT: What the Emergency Radiologist Needs to Know. American Society of Emergency Radiology (ASER), 2023

- *Behling E, Wilson S, **Graham J***; Rare Case of Breast Sarcoma and Associated Imaging Findings. Poster Presentation, EVMS Research Day, October 2023.
- *Eckstrom A, Barbu R, **Lee S***; A Case of Repeatedly Seronegative Myelin Oligodendrocyte Glycoprotein Antibody-Associated Disease (MOGAD). Poster Presentation, EVMS Research Day, October 2023.
- *Euker B, **Nguyen K**, Rader S*; Bilateral Intrathyroidal Ectopic Thymus in a Three-Year-Old Male; Poster Presentation, EVMS Research Day, October 2023.
- *Flicker K, Wangsgard M, **Winz A***; Confounding Imaging Findings on MRI Following Intravenous Iron Infusion. Poster Presentation, EVMS Research Day, October 2023.
- *Heshmatipour D, Lustig A, **Kang M***; Spontaneous Rupture of an Ovarian Aneurysm in a Postpartum Multigravida. Poster Presentation, EVMS Research Day, October 2023.
- *Marfo E, Wilson S, **Chitta S***; Diagnosing Hidradenitis Suppurativa in MRI Breast. Poster Presentation, EVMS Research Day, October 2023.
- *Parker J, Campbell J, **Schlarb A***; Dynamic Diagnosis: Navigating the Fourth Dimension of Parathyroid Adenomas on 4D CT. Poster Presentation, EVMS Research Day, October 2023.
- *Sun M, Van Geertruyden P, **Columbus L**, **Klause T***; Parsonage-Turner Syndrome Presenting as Post-Operative Unilateral Upper Extremity Weakness and Pain. Poster Presentation, EVMS Research Day, October 2023.
- *Sun M, Shaves S, **Rucker G***; Common Imaging Findings in Addison's Disease. Poster Presentation, EVMS Research Day, October 2023.
- *Sun M, Shaves S, **Schlarb A***; Variable MRI Appearance of Hepatic Steatosis. Poster Presentation, EVMS Research Day, October 2023.
- *Trivedi S, Johnson L, **Steffey D***; Indium-111 Uptake in a Case of Uncommon Ovarian Tumor. Poster Presentation, EVMS Research Day, October 2023.
- *Trivedi S, Byun K, **Columbus L***; The Importance of Proper Imaging Acquisition in DaTscans. Poster Presentation, EVMS Research Day, October 2023.
- *Zyskin A, **Nguyen K**, Rader S*; Incidental Discovery of Schizencephaly in a Trauma Patient: A Case Report. Poster Presentation, EVMS Research Day, October 2023.
- *Zyskin A, **Jutras L**, Elgohary D*; Unsuspected Vascular Complication Following Transcatheter Aortic Valve Replacement. Poster Presentation, EVMS Research Day, October 2023.



### **Awards:**

- **Alex Schlarb**, ARRS/RSNA Introduction to Academic Radiology Program (ITAR, one of ~80 residents in the nation selected), ARRS, Honolulu, HI, 2023.
- **Garrison Glavich**, Golden Peer (Teacher of the Year) Award, 2022-2023
- **Harrison Tyler Klause**, RSNA Roentgen Resident/Fellow Research Award, 2023
- Mandy Faison, RT (R), Hospital Partner of the Year Award, 2023
- **Dylan Steffey, Kevin Nguyen, Michael Pender, Zaydi Javeed, and Taylor Pate**: Outstanding performance on the ACR In-Service Training Exam in Diagnostic Radiology for 2023 (awarded by EVMS Radiology for overall performance above the 80<sup>th</sup> percentile in the nation; four of the recipients actually scored above the 90<sup>th</sup> percentile! Special mention to Dylan Steffey, who scored 99<sup>th</sup> percentile!).

- **Abigail Winz, Harrison Tyler Klause, Fiora McRae:** AOA inductees, EVMS, 2022
- **Garrison Glavich, Alexander Schlarb:** AOA inductees, EVMS, 2023
- Alex Solomon, Resident Educator of the Year, Johns Hopkins Interventional and Diagnostic Radiology (IR/DR) Residency
- Songmen Swachchhanda, RSNA Roentgen Resident/Fellow Research Award 2022; Excellence in Medical Student Teaching & Radiology Quality Academy Certificate, Beth Israel Deaconess Medical Center, Harvard Medical School, MA

For some years now RADPAC has had competitive fundraising campaigns, and our faculty radiologists and the EVMS radiology residents have had great success and made tremendous contributions.

-Again this year, for many successive years now, EVMS Radiology residents won the VA Chapter ACR Resident/Fellow Section fundraising Rad White and Blue campaign. Go EVMS Radiology Residents! The next generation of Radiology leaders in the making! The Virginia Champion Residency Trophy from VRS stays in its rightful home-- here at EVMS/NGH!

-This year, the EVMS Radiology MCR Teaching Faculty also won the Faculty award from VRS, taking the trophy away from UVA and bringing it to MCR/EVMS!

-Way to go! Congratulations to both our EVMS Radiology Teaching Faculty and Residents!!!

### **EVMS Radiology Annual “Unknown Case of the Week” Awards for 2022-23:**

Resident: **Harrison Tyler Klause, MD**  
 Faculty: Eveleen M. Oleinik, MD



### **EVMS Radiology Residency Golden Apple Teacher of the Year Award 2022-23:**

Peter Van Geertruyden, MD, FACR

### **UPDATE ON ENDOWED LECTURES, FUNDRAISING, AND RESIDENT EDUCATION SUPPORT:**

#### **-Ninth Annual Tapan K. Chaudhuri, MD Endowed Lecture in Nuclear Medicine:**

Ninth is pending, TBA. Lester Johnson, MD, PhD, FACR, Professor and Chair of Radiology at EVMS was honored to be the Eighth Chaudhuri Lecturer.

#### **-Tenth Annual Reverend Anne C. Brower, M.D. Lectureships in Musculoskeletal Radiology:**

In 2014 we were grieved by the death of the Reverend Anne C. Brower, MD, our esteemed and renowned former EVMS Chair of Radiology and Residency Program Director. A memorial was published in the RSNA News Oct-Nov 2014 (Vol 24 issues 10 & 11).

In honor of Dr. Brower, our Dept. of Radiology raised money to create a permanent endowed lectureship (supporting a Visiting Professor Day for the residents) at EVMS in musculoskeletal radiology. The process of creating the endowment began before Anne’s death and pleased her greatly, she expressed much gratitude.

Thanks to support from numerous residency Alumni and current/former Faculty members who remember Dr. Brower, plus admirers from other institutions, >50 contributors, our fundraising campaign succeeded in our goal of raising >\$100,000 for this wonderful endowment which is now fully funded. Thank you!

The Tenth Annual Brower Lecture was given in the spring of 2023 by Yulia Melenevsky, MD, Assistant Professor and Musculoskeletal Imaging Fellowship Program Director at the University of Alabama Medical College,

Birmingham, Alabama. Dr. Melenevsky's highly educational Visiting Professor Day was attended and loved by residents from both EVMS and NMCP.

### **-Residency Education Fund:**

In 2013 we launched the first annual fundraising campaign asking residency Alumni for support of training for the current residents, which continues as an annual appeal. The Fund is to help with the kinds of expenses not covered by the GME budget, such as the cost of sending residents to attend national meetings to present research.

In the past 10 years, several current and former Faculty leaders of the program have offered combined matching funds of over \$4,000 each year if Alumni donated. I am delighted to report that Alumni (and others) have been donating! In the past ten years at least 62 people have contributed a total of \$152,045, which includes \$19,600 this past year! Thank you so much! Please consider giving generously to the annual residency education fund—it has a huge positive impact on our residents!

Our residents are aware of this awesome support and are very appreciative, as you can imagine. The Alumni support has been fantastic for the residents, enhancing their research efforts and education (details of how the money helps are in this year's fundraising letter).

## **Radiology fundraising campaign--to endow a Professorship in Radiology at EVMS!!!**

**Other departments at EVMS have endowed professorships, including three other private practice departments--the Departments of Pediatrics, Urology, and Emergency Medicine.**

**Last year Radiology launched a campaign to raise funds to endow our own professorship!**

**When it is fully funded, the proceeds of the endowment will go to support the same kinds of expenses as the Radiology Residency Education Fund, but in the form of a permanent endowment in support of our residents' education and scholarly activity.**

**Great news! Thanks to the amazing generosity and support of our radiologists, including some wonderful friends of EVMS Radiology Residency who are retired former Chairs of EVMS Radiology and leaders of MCR, we have already received a tremendous show of support in the first year of this campaign!**

## **Please see the separate fundraising letter for details!**

**Donations are tax deductible. Please see the dropdown online to donate to the Radiology professor endowment (in addition to the dropdown for the residency education fund): [www.evms.edu/giveradiology](http://www.evms.edu/giveradiology)**

### **NATIONAL AND STATE LEADERSHIP ROLES AND AWARDS:**


#### **Residents**

T. Michael Pender, MD

- President, Residents and Fellows Section (RFS) of the Virginia Radiological Society (VRS, formerly called VACR, Virginia Chapter of the ACR); Chair, Residents and Fellows Association (RAFA), EVMS

Dylan Steffey, MD

- Secretary, VRS RFS



Laura Columbus, MD

- Resident Representative, VRS

Alex Schlarb, MD

- Resident Representative, RSNA

Matt Kang, MD

- Inaugural Residency Essentials Virtual Angio Club

## Teaching Faculty

Dr. Peter Van Geertruyden, FACR: Past President, District of Columbia Metropolitan Radiological Society, 2020-21; Councilor, Virginia Radiological Society (VRS, formerly called VACR); Secretary, Virginia Radiological Society (VRS); Co-Chair, Military Radiology Committee, ACR; Faculty, ACR Radiology Leadership Institute; Reviewer, *Radiology Case Reports*

Dr. Rachel Pevsner Crum: Committee Member, Society of Pediatric Radiology, 2022; Legislative Committee Member & Key Contact Physician, Florida Osteopathic Medical Association; Tidewater Physicians Delegate, Virginia Medical Association House of Delegates, October, 2023.

Dr. Jose Morey: ACR Informatics Advisory Council; Virginia Radiological Society (VRS) Vice President and Councilor; JACR YPS Advisory Board; President, Medical Society of Virginia (MSV) Foundation; ACR Data Science Institute; Board of Directors, WHRO; Board of Directors, Virginia Health Information (VHI); Board of Directors, Fundación Cortés; Board of Richmond City Public Schools Foundation; Generative AI Advisory Board for NIST; ACR Radiology Health Equity Coalition; columnist, INC Magazine. Recognized by *Latino Leaders Magazine* as one of “101 Most Influential Latinos 2023.” Jul-Aug 2023, Vol 24 No. 4.

Dr. Harlan Vingan: Manuscript Reviewer, Journal of Vascular and Interventional Radiology (JVIR); JVIR Editor’s Award for Top Reviewer, 2022; Practice Improvement and Change Committee, Society of Interventional Radiology (SIR); Renal Insufficiency/GU Council, SIR; Expert Work Group on Interventional Radiology Measure Development, SIR; SIR 2023 and 2024 Meetings, Trainees First abstract review process (with ESIR residents Taylor Pate and Matt Kang); SIR Renal/GU CSC representative for the Residency Advisory Committee

Dr. Adam Specht, FACR: Alternate Councilor, Virginia Radiological Society (VRS)

Dr. Lester Johnson, FACR: Volunteer, American Board of Radiology (ABR); Member, Society of Chairs of Academic Radiology Departments (SCARD)

Dr. Neil Vachhani: Committee Member, Society of Chairs of Radiology Children’s Hospitals (SCORCH)

## **OTHER LEADERSHIP AND SERVICE, RECOGNITION/AWARDS:**

Our Radiology Teaching Faculty continue to serve in many varied leadership capacities which are far too numerous to list in this letter. Radiologists fulfill a huge array of responsibilities, in addition to providing expertise in quality radiologic exams and procedures, including providing all the leadership and management roles in our practice, hospital departments, and subspecialty modalities; serving on dozens of multi-disciplinary committees and conferences across our various hospitals; and serving in leadership roles plus our daily teaching roles related to our trainees including residents, medical students, and fellows. In addition, some substantial leadership roles of which I am aware, at the institutional level extending beyond radiology, include (these include only the residency-related hospitals; and apologies in advance for any missing):

John Agola: Sentara Healthcare Board of Directors; Sentara Healthcare Finance Committee; Medical Director-SNGH Stroke Service; Sentara Stroke Process Improvement Committee; Sentara Neurosciences HPT/Steering Committees



Adam Specht, FACR: Southside RSO, Board of Managers, Sentara Quality Care Network (SQCN/CIN); Sentara Clinical Operations & Effectiveness Committee; Sentara Imaging HPT, Lead Physician for Service and Collaboration Dyad

Robert Post: Medical Executive Committee, Sentara Careplex; Mercy Health System Radiology Informatics Committee; Bon Secours Hampton Roads Stroke Committee.

Lester Johnson, FACR: Chair, Radiation Safety Committee, Sentara Southside Hospitals; Radiologist Member, Sentara Oncology HPT/Cancer Network Committee

John Plemmons: Director of Breast Imaging Services, Sentara Southside Hospitals; SHN Medical Executive Committee; Sentara Breast Program Leadership (BPL) Committee; SNGH Research Advisory Council

Susan McKenzie: Bon Secours Maryview Medical Executive Committee; Radiology/Imaging Medical Director of BS Mercy Health HarborView & DePaul Women's Imaging Center.

Chris O'Neill: Sentara Hospitals Norfolk Peer Review Committee; Sentara Careplex Peer Review Committee

Kathy Byun: Alternate Radiologist Member, Sentara Oncology HPT/Cancer Network Committee; AOA inductee, EVMS, 2022

Zeal Patel: Cancer Committee, SNGH; MD Admissions Committee, EVMS

Krishna Chaudhuri: Trauma System Committee, SNGH

Dmitri Samoilov: Bon Secours Maryview Physician Medical Excellence Committee

Sarah Shaves, FACR: AOA inductee, EVMS, 2023; EVMS President's Faculty Achievement Award for Excellence, 2023!

Alex Solomon: Publications Committee, Society of Interventional Oncology; *Radiology*, Social Media Subcommittee; *Radiology*, Ad Hoc Reviewer; *Diagnostic and Interventional Imaging*, Ad Hoc Reviewer



## **ROLES FOR MEDICAL STUDENTS AND FELLOWS:**

EVMS Medical School MS4 & MS3 Career Exploration Student Radiology elective, Clerkship Director Dr. Kathy Byun.

EVMS Medical School MS4 Radiology elective in Interventional Radiology, Clerkship Director Dr. Harlan Vingan. Dr. Vingan also serves as the IR curriculum Director for the residency "Early Specialization in Interventional Radiology" Program (ESIR).

EVMS Breast Imaging and Intervention Fellowship, Fellowship Director Dr. John Plemmons.

EVMS Body Radiology Fellowship, Fellowship Director Dr. Chris O'Neill.

EVMS Radiology Chief Wellness Officer Dr. Shannon Wilson.

## **EVMS RADIOLOGY RESIDENCY INTERNATIONAL OUTREACH:**

Our residency formed our own RAD-AID International Chapter here at EVMS. Our teaching faculty member Dr. Amy Farkas has volunteered to be our Chapter Chief, and our residents **Dr. Laura Columbus** and **Dr. Abigail Winz** volunteered to be the Chapter Vice Chief and Secretary, respectively. We have partnered with and sponsored a radiology residency in Tanzania at Kilimanjaro Christian Medical Centre, KCMC. Thus far, we have been sharing with them items online such as teaching conferences and materials such as unknown cases of the week. We hope for future collaborations to include international travel between the programs. A distinguished Alum of our residency, **Dr.**

**Arlene Richardson** (Chief Resident, Residency Class of 2012), now the Chief of her hospital's Dept. of Radiology in an underserved area of Chicago, serves as the Medical Director of the program in Tanzania and serves as our Alumni liaison. If you would be interested in traveling to Tanzania as part of this program or have other ideas for collaboration, please let us know. More to follow!

**FYI--TEACHING FACULTY WEBSITE:** <https://www.merrads.com/>

### **FELLOWSHIPS:**

Our residents continue to be extremely successful in obtaining outstanding fellowships (or final IR year after ESIR) in the fields of their choice for 2024-25:

Lauren Jutras: Body Imaging, Emory University  
Abigail Winz: Body and Breast Imaging, EVMS  
Taylor Pate: Interventional Radiology, University of Alabama  
Matthew Kang: Interventional Radiology, Duke University



The 4 members of the Class of 2023 are currently in fellowship for 2023-24:

Veer Gariwala: Body Imaging, Duke University  
Emily Glavich: Breast Imaging, Eastern Virginia Medical School  
Garrison Glavich: Body Imaging, Eastern Virginia Medical School  
H. Tyler Klause: Body Imaging, Vanderbilt University

The 4 members of the Class of 2022 completed fellowships (or final IR year after ESIR) or began employment in 2022-23:

Richard Bonney: Practice, Tampa, Florida  
Rick Lussier: Body Imaging, University of Virginia  
Daniel O'Neal: Interventional Radiology, University of Pittsburgh  
Will Vosburgh: Body Imaging, Duke University

The 4 members of the Class of 2021 completed fellowships (or final IR year after ESIR) for 2021-22:

Abhimanyu (Abhi) Aggarwal: Body Imaging, Harvard Brigham & Women's Hospital  
Hayden Salts: Body Imaging, Stanford, CA  
James Vogler: Interventional Radiology, University of South Florida  
Mark Winter: Musculoskeletal Radiology, University of Utah

Fellowships otherwise completed by our other residency graduates since 2000 have included:

Duke University (9 residents); Emory University (5 residents); Eastern Virginia Medical School EVMS (5 residents); Univ. of Virginia UVA (4 residents); Harvard Mass. General Hospital (3 residents); Univ. of Florida (3 residents); Mayo Clinic (2 residents); UNC Chapel Hill (2 residents); Wake Forest (2 residents); Univ. of California at San Diego UCSD (2 residents); Univ. of Utah Neuro (2 residents); Univ. of Arizona (2 residents); Univ. of Washington, Seattle, WA (2 residents); Univ. of Miami, FL; Thomas Jefferson, Philadelphia; Rush Medical Center, Chicago; Univ. of Chicago; University of California at San Francisco UCSF; Dotter Institute of IR, Oregon HS Univ.; Univ. of Illinois; Univ. of Texas MD Anderson; Cincinnati Children's Hospital; CHOP; Mallinckrodt Institute of Radiology, Washington Univ., St. Louis; Cleveland Clinic; Columbia Univ.; Univ. of Pittsburgh; Cedars Sinai, Los Angeles; Harvard Boston Children's Hospital; Indiana U; USC, Los Angeles, CA; and Georgetown.



## CONCLUSION:

As you can see, our Radiology teaching faculty and residents alike have continued to work hard and successfully achieve our priorities of providing excellent patient care, learning, teaching, leadership and scholarly activity. Our team adapted and showed resilience while persevering through the challenges of the pandemic and continued to work effectively through it all, maintaining our ongoing commitment to service, collegiality, morale, and mission—congratulations to all! This year our department/practice even grew substantially and welcomed new attending radiologist teaching faculty members, fellowship, and facilities to our team! Welcome!

All of the research, leadership roles, and awards noted above help spread the respect, reputation, and name recognition of EVMS and our affiliated hospitals/practice beyond Coastal Virginia to the rest of the state, region, and nation!

Everything above is in addition to, above and beyond, and complementary to the top notch, excellent quality patient care and clinical service provided by our attending radiologists and trainees every day and night of the year, 24/7/365. And also in addition to the tremendous ongoing leadership and management provided by radiologists (not included above) for our practice Medical Center Radiologists (MCR), our hospital radiology departments, each of the subspecialty modalities, as well as our radiologists' participation in dozens of interdisciplinary conferences and committees such as the various tumor boards and clinical specialty conferences.

The EVMS Radiology Department and our Residency owe continued success to the hard work and support of many people and multiple institutions, especially: MCR, Sentara, EVMS, Bon Secours Mercy, CHKD, our Residents, and our Alumni. Thank you!

Congratulations to the Radiology Residents and Teaching Faculty for another wonderfully successful year! Here's to an even better year to come!

Best wishes to each of you,

*LSJ*

Lester S. Johnson, MD, PhD, FACR  
Professor, Residency Program Director, and Chair  
Department of Radiology  
Eastern Virginia Medical School  
(757)-388-1141 - office  
(757)-388-1145 - fax  
johnsols@evms.edu – email

